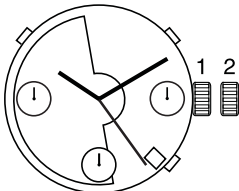

	Technical Guide		TG-19-C-070-E	A
	Made by: pelrom	Date: 22.06.2009	3	

CALIBRE 3304

	Version A
$13\frac{1}{4}'''$ Ø 30,00 mm	
Height on movement	7.90 mm
Power reserve	48 h
Number of jewels	27
Frequency	4 Hz (28'800 A/h)



Exclusive OMEGA movement, automatic, chronometer (COSC certified). Chronograph Movement with Glucydur balance «Etachron». Hour hand, minute hand and central chronograph hand, small second at 9 o'clock. Minute counter at 3 o'clock, hour counter at 6 o'clock. Date indicator.

	Page
Calibre 3304	1
General information for calibre 3304	3
Date correction / Instantaneous rate / Tightening and untightening torques according to screw thread / Mandatory tools / Hand fitting / Lubricants	3
Exploded views for calibre 3304	4-19
Assembling of mechanism 1	4
Assembling of mechanism 2	5
Barrel fitting and wheel train 1	6
Assembling of barrel bridge	7
Wheel train lubrication	8
Pallet fork, pallet fork bridge and balance	9
Assembling of chronograph system 1	10
Assembling of chronograph system 2	11
Assembling of chronograph system 3	12
Assembling of chronograph system 4	13
Assembling of automatic bridge	14
Assembling of oscillating weight	15
Assembling of mechanism 3	16
Assembling of mechanism 4	17
Assembling of mechanism 5	18
Assembling of mechanism 6	19
Spare parts list for calibre 3304	20-23
Spare parts list	20
Spare parts list	21
Spare parts list	22
Spare parts list	23
Specific information for calibre 3304	24-28
Description of chronograph system	24
Chronograph setting / Control and adjustment of the position of the chronograph wheel finger / Chronograph wheel gearing setting with oscillating pinion	25
Assembling the calendar mechanism	26
Assembling and disassembling of cannon pinion with driving pinion	26
Runners for hand setting and hand fitting force / Epilam-coating	27
Crown functions / Technical data	28

Date correction

1. Between 20.30 p.m. and 1 a.m. date correction is not possible.

Instantaneous rate

Demagnetise the movement prior to checks according to Working Instruction No 34.

Tightening and untightening torques according to screw thread

Ø Screws	Tightening torque target cNm	Untightening torque mini cNm
Ø threads ≤ S 0.50 mm	1.0	0.7
Ø threads S 0.6 mm	1.4	0.8
Ø threads S 0.7 mm	1.8	0.9
Ø threads S 0.8 mm	2.2	1.1
Ø threads S 0.9 mm	2.6	1.3
Ø threads S 1.0 mm	3.0	1.6
Ø threads S 1.2 mm	3.5	2.0
Ø threads S 1.4 and >	4.0	2.5

Mandatory tools:

To fit the hands, the movement must be held in a movement holder that supports the jewels.

Hand fitting








Movement holder for hand fitting

	Ref.
Runner to fit hands No 1	507 0003
Runner to fit hands No 2	507 0004
Runner to fit hands No 6	507 0008
Hand fitting tool kit	507 0011
Chuck for runner No 1 - Black	518 0001
Chuck for runner No 2 - Blue	518 0002
Chuck for runner No 6 - Green	518 0006

Movements













Etachron holder	502 100 0312
Movement holder (ring)	502 110 0221
Mainspring winder	502 150 0008
Etachron adjustment key	502 200 0061
Etachron extractor key	502 200 0062

Lubricants



	Ref.
 Moebius 9010 (2 ml)	504 200 0001
 Moebius SYNT HP-500	504 5012
 Moebius SYNT HP-1300 Sans Colorant	504 5013
 Moebius 9504	504 5014
 Moebius 9415	504 100 0003
 Molycote DX	504 100 0052
 Kluber P 125	504 100 0071
* Small quantity	

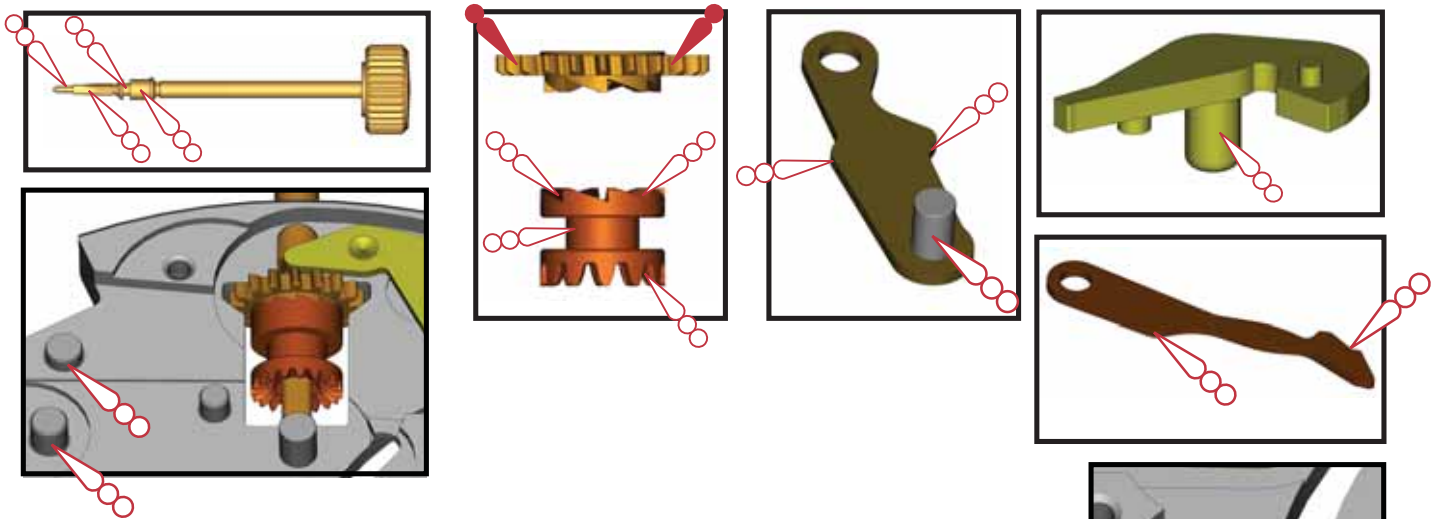
Fitting stages for calibre 3304 - Assembling of mechanism 1

1.0 Parts for assembling

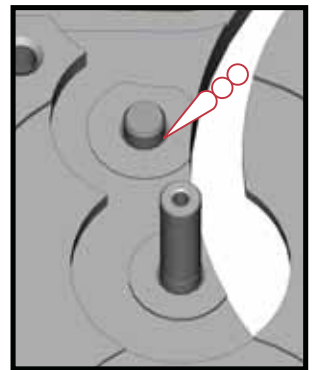
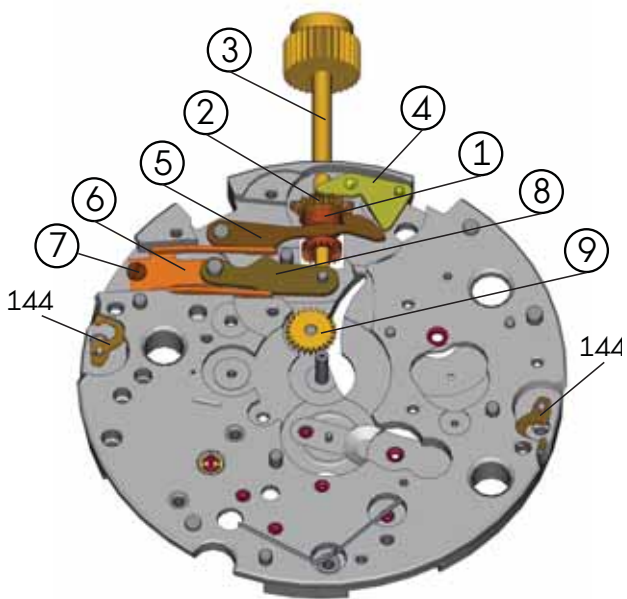
Movement holder	Sliding pinion	Winding pinion	Winding stem	Setting lever	Yoke	Yoke spring	Screw for yoke spring	Rocking bar	Setting wheel
Ref. 502 110 0221	①	②	③	④	⑤	⑥	⑦	⑧	⑨
	Ref. 407	Ref. 410	Ref. 401	Ref. 443/1	Ref. 435	Ref. 440	Ref. 3454/1	Ref. 51052	Ref. 450
									
	-----	-----	-----	-----	-----	-----			

2.0 Pre-lubrication

 Moebius 9504
 Moebius SYNT HP-1300 Sans Colorant







3.0 Order to assembly




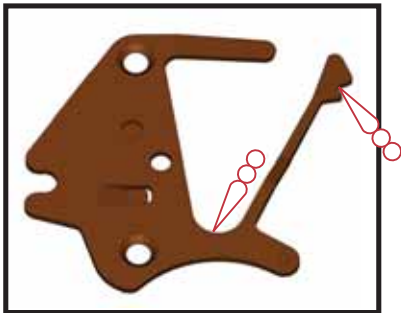
Fitting stages for calibre 3304 - Assembling of mechanism 2

1.0 Parts for assembling

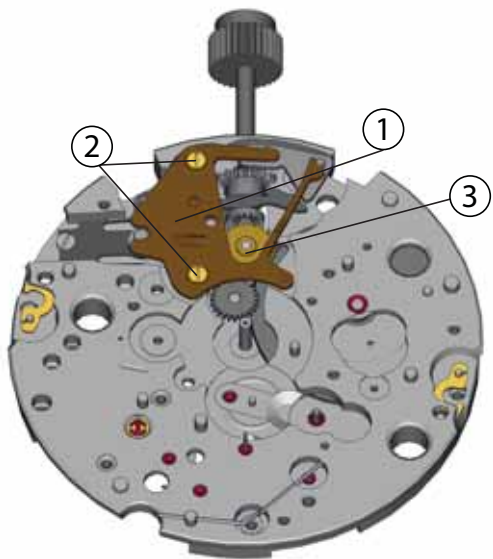
Movement holder	Setting lever jumper	Screw for setting lever jumper	Intermediate setting wheel
Ref. 502 110 0221	①	②	③
	Ref. 445	Ref. 2551/1	Ref. 31101
			
	-----		—

2.0 Pre-lubrication

 Moebius SYNT HP-1300 Sans Colorant



3.0 Order to assembly



Fitting stages for calibre 3304 - Barrel fitting and wheel train 1

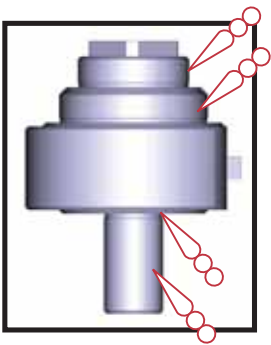
1.0 Parts for assembling

Movement holder	Barrel complete	Escape wheel	Second wheel	Third wheel	First wheel	Stop lever
Ref. 502 110 0221	①	②	③	④	⑤	⑥
	Ref. 182	Ref. 705	Ref. 224	Ref. 210	Ref. 201/1	Ref. 9433
	-----					-----

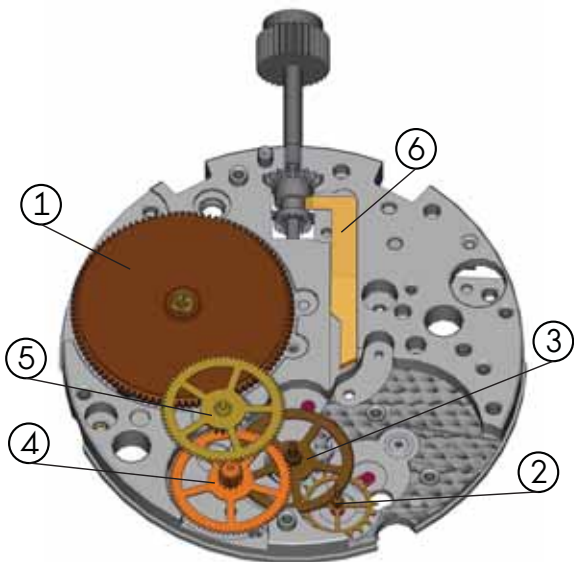
2.0 Pre-lubrication

Kluber P125
 Moebius SYNT HP-1300 Sans Colorant

Barrel lubrication:
 Please refer to WI No 40

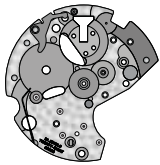












3.0 Order to assembly




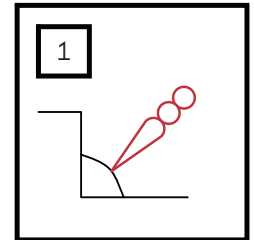
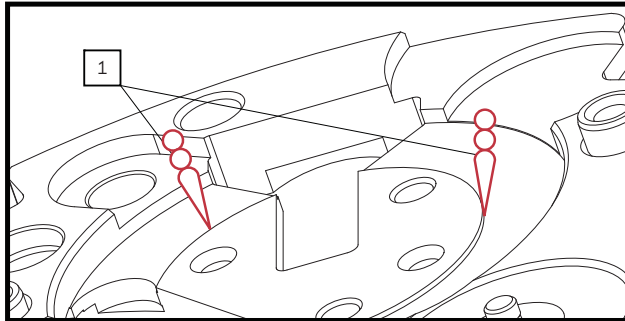
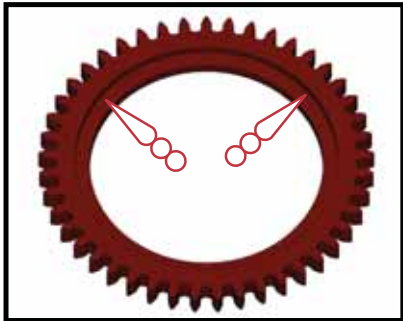
Fitting stages for calibre 3304 - Preassembly of barrel bridge

1.0 Parts for assembling

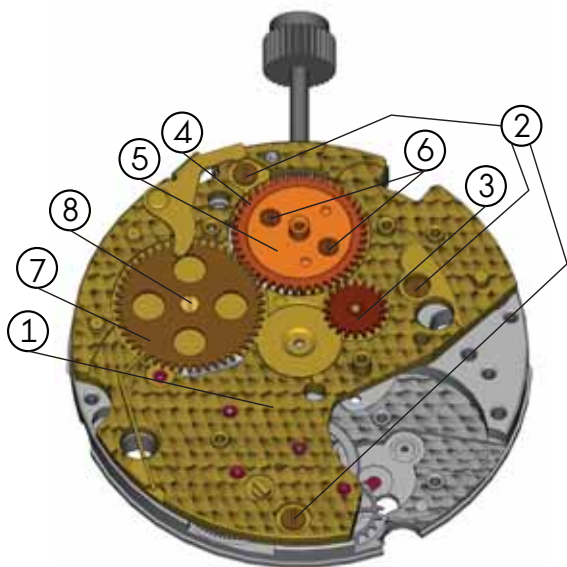
Movement holder	Barrel and wheel train bridge	Screw for barrel and wheel train bridge	Minute counter driving wheel	Crown wheel	Crown wheel core	Screw for crown wheel core	Ratchet wheel	Screw for ratchet wheel
	①	②	③	④	⑤	⑥	⑦	⑧
	Ref. 1004018	Ref. 3453/1	Ref. 8062ET	Ref. 420	Ref. 423	Ref. 3454/1	Ref. 415	Ref. 3454/1
Ref. 502 110 0221								
	-----		-----	-----	-----		-----	

2.0 Pre-lubrication

 Moebius SYNT HP-1300 Sans Colorant

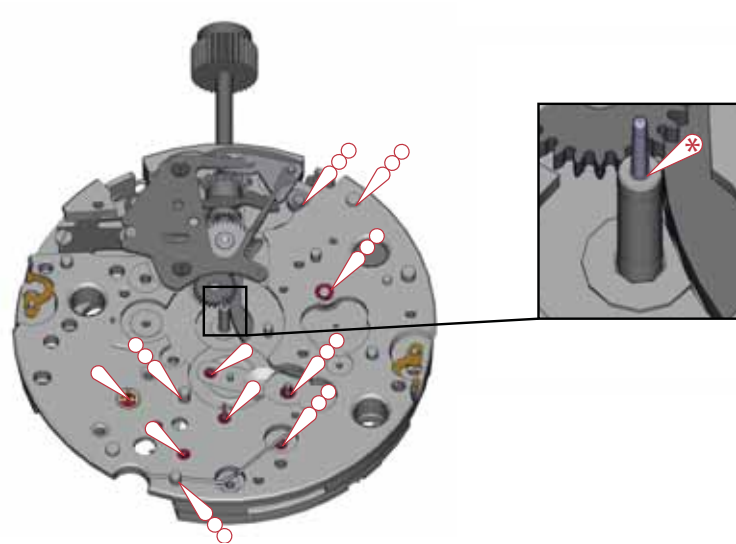
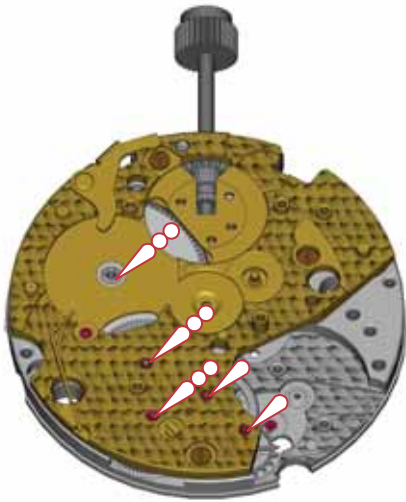


3.0 Order to assembly










1.0 Pre-lubrication

- Moebius SYNT-A-LUBE 9010
- Moebius SYNT HP-1300 Sans Colorant




Fitting stages for calibre 3304 - Pallet fork, pallet fork bridge and balance

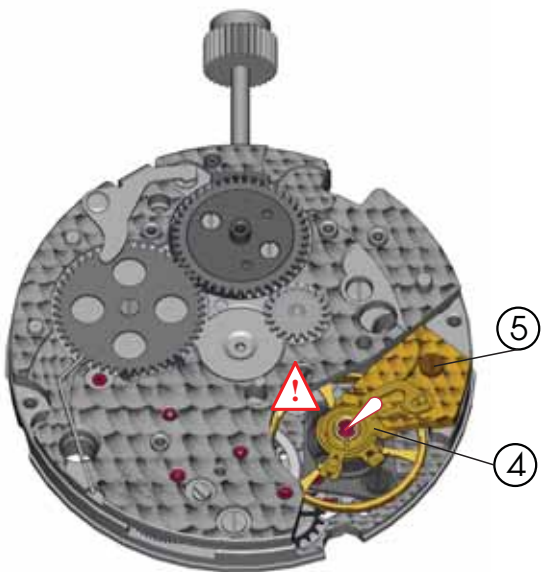
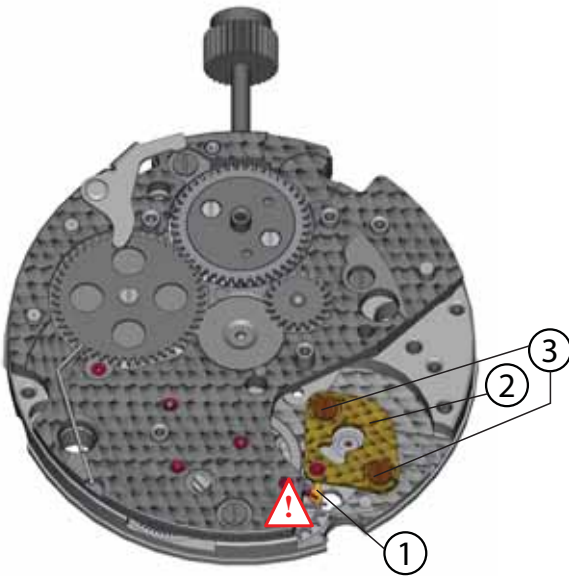
1.0 Parts for assembling

Movement holder	Pallet fork	Pallet fork bridge	Screw for pallet fork bridge	Balance bridge	Screw for balance bridge
Ref. 502 110 0221	①		③	④	⑤
	Ref. 710ET	Ref. 125RB	Ref. 3453/1	Ref. 1214RB	Ref. 3457/1
					
	-----	-----		-----	

2.0 Order to assembly

 Moebius SYNT-A-LUBE 9010

 In settings lubrication:
Escapement lubrication:
Please refer to WI No 40



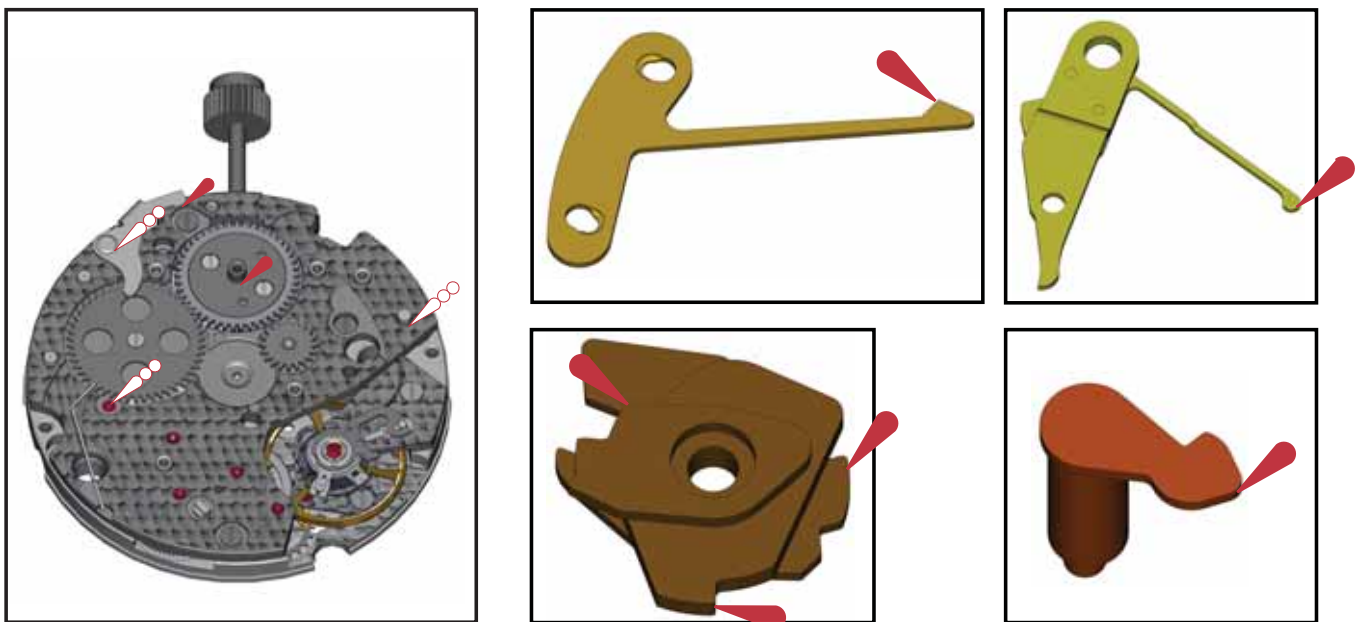
Fitting stages for calibre 3304 - Assembling of chronograph system 1

1.0 Parts for assembling

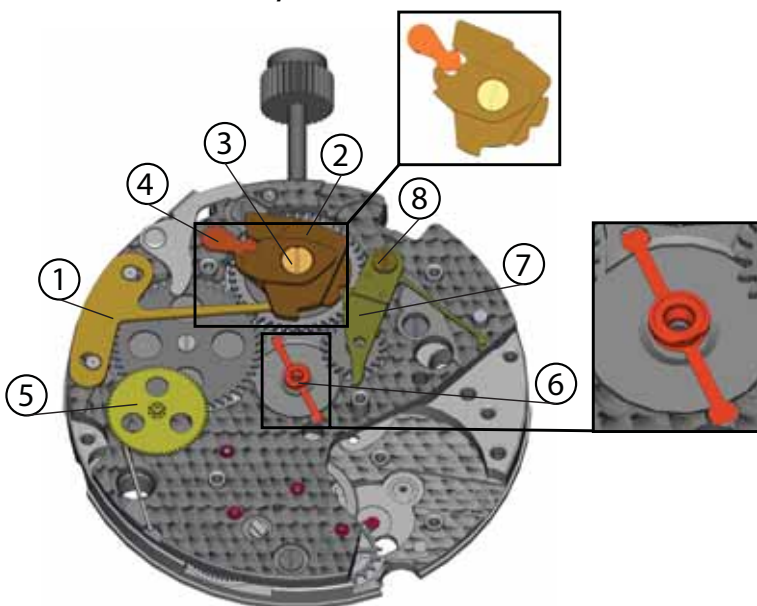
Movement holder	Hammer came jumper	Chronograph cam	Screw for chronograph cam	Switch	Ratchet wheel driving wheel	Chronograph wheel friction	Lock, 2 functions	Screw for lock, 2 functions
Ref. 502 110 0221	①	②	③	④	⑤	⑥	⑦	⑧
	Ref. 8356	Ref. 8171	Ref. 3455	Ref. 8660	Ref. 1482	Ref. 8290	Ref. 8200ET	Ref. 3453/1
	-----	-----					-----	

2.0 Pre-lubrication

Molycote DX
 Moebius SYNT HP-1300 Sans Colorant



3.0 Order to assembly



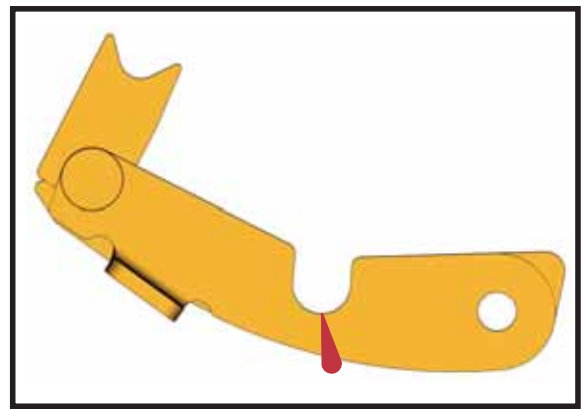
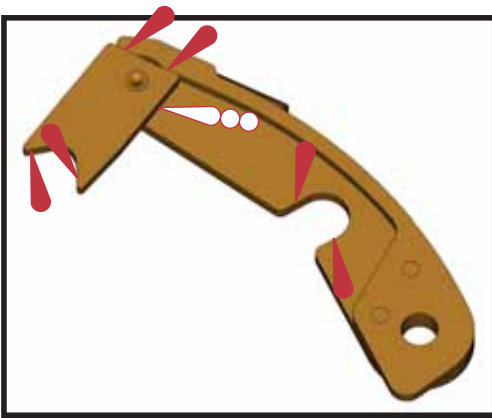
Fitting stages for calibre 3304 - Assembling of chronograph system 2

1.0 Parts for assembling

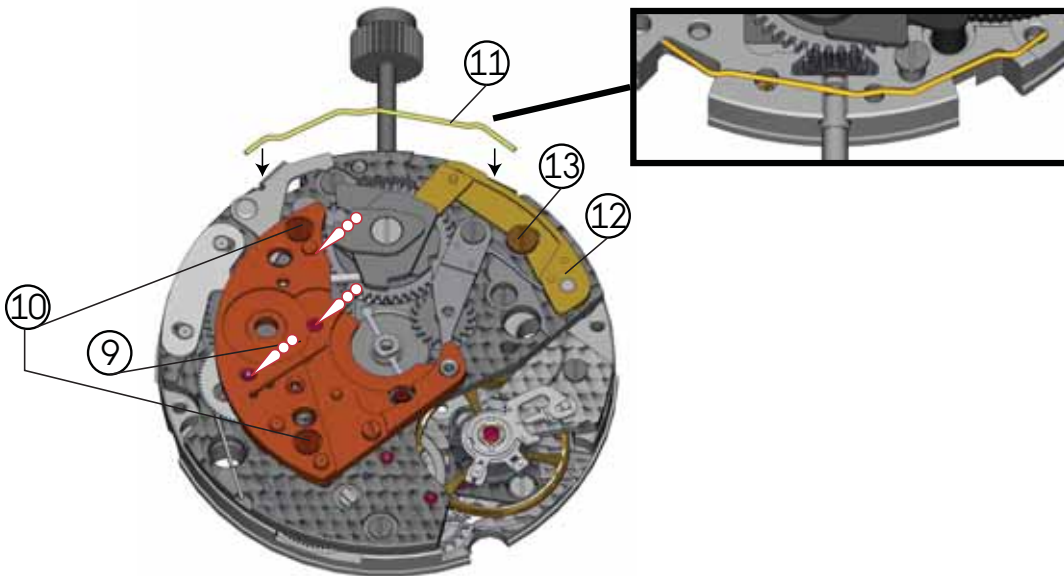
Movement holder	Chronograph bridge	Screw for chronograph bridge	Operating lever spring, 2 functions	Operating lever, 2 functions	Screw for operating lever, 2 functions
Ref. 502 110 0221	⑨	⑩	⑪	⑫	⑬
	Ref. 8500	Ref. 3453/1	Ref. 8335	Ref. 8140	Ref. 3455/1
	-----		-----	-----	

2.0 Pre-lubrication

- Molycote DX
- Moebius SYNT HP-1300 Sans Colorant



3.0 Order to assembly



Fitting stages for calibre 3304 - Assembling of chronograph system 3

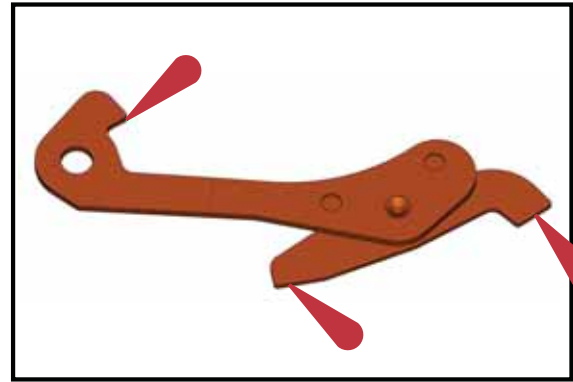
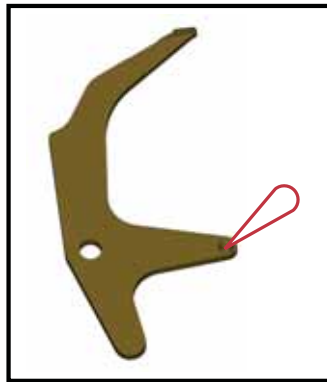
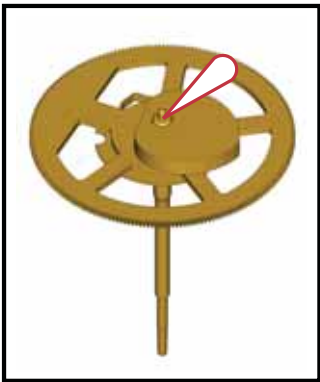
1.0 Parts for assembling

Movement holder	Chronograph wheel	Minute-counting wheel	Oscillating pinion	Clutch, 2 functions	Reduction wheel	Reversing wheel	Hammer, 2 functions
Ref. 502 110 0221	①	②	③	④	⑤	⑥	⑦
	Ref. 8000	Ref. 35012	Ref. 8086	Ref. 8079	Ref. 1481	Ref. 1488	Ref. 8220
			-----	-----		-----	-----

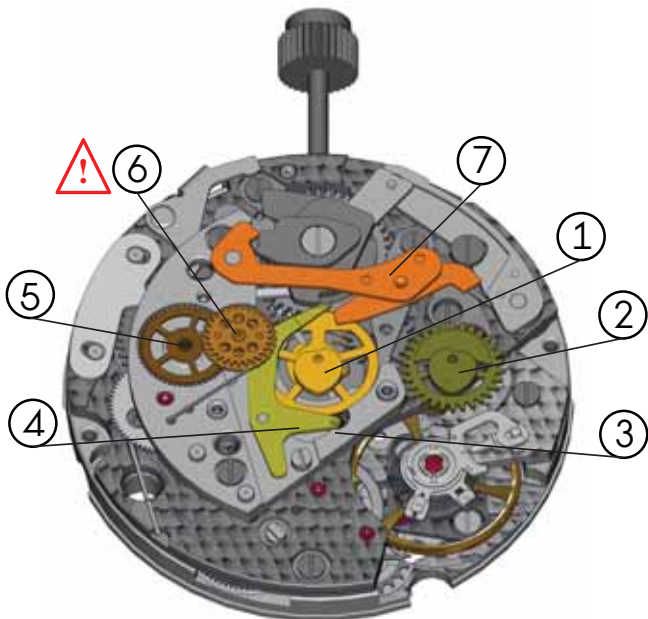
2.0 Pre-lubrication

Molycote DX
 Moebius SYNT-A-LUBE 9010

Reversing wheel lubrication:
 Please refer to WI No 40


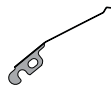





3.0 Order to assembly




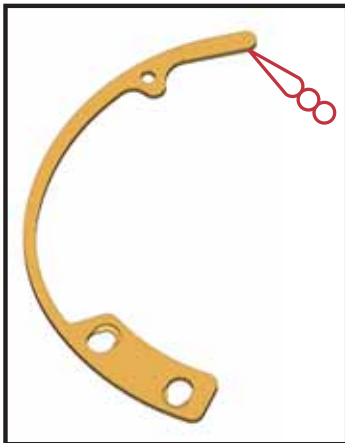
Fitting stages for calibre 3304 - Assembling of chronograph system 4

1.0 Parts for assembling

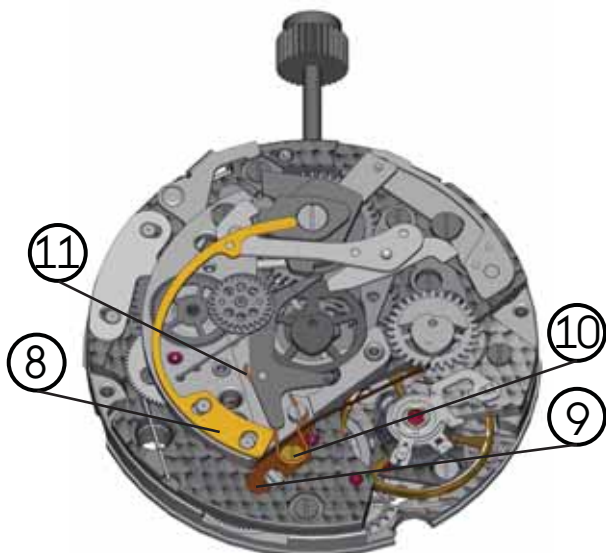
Movement holder	Hammer spring, 2 functions	Minute counter jumper	Screw for minute counter jumper	Clutch spring, 2 functions
Ref. 502 110 0221	⑧	⑨	⑩	⑪
	Ref. 8350	Ref. 8270	Ref. 3453/1	Ref. 8320
				
	-----	-----		-----

2.0 Pre-lubrication

 Moebius SYNT HP-1300 Sans Colorant



3.0 Order to assembly



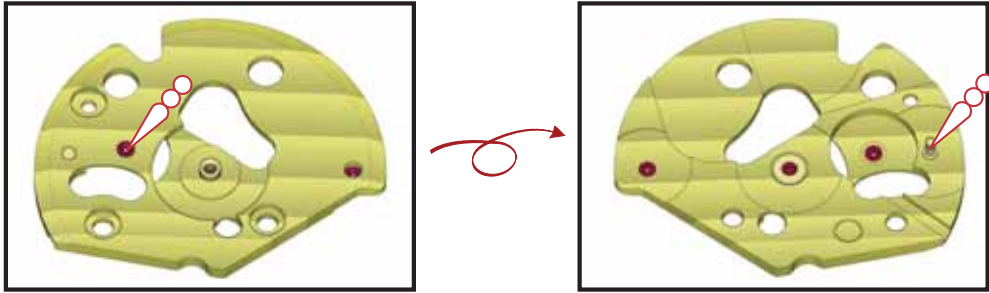
Fitting stages for calibre 3304 - Assembling of automatic bridge

1.0 Parts for assembling

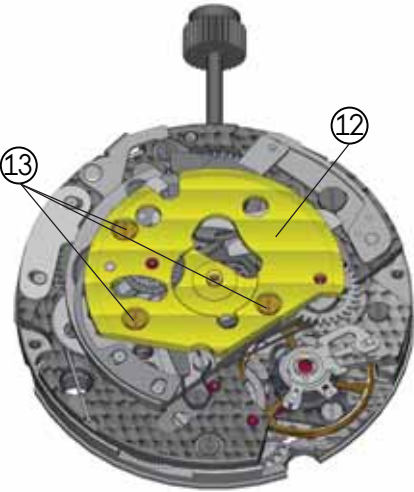
Movement holder	Automatic bridge	Screw for automatic bridge
Ref. 502 110 0221	⑫	⑬
	Ref. 1142RB	Ref. 3453/1

2.0 Pre-lubrication

Moebius SYNT HP-1300 Sans Colorant






3.0 Order to assembly




Fitting stages for calibre 3304 - Assembling of oscillating weight

1.0 Parts for assembling

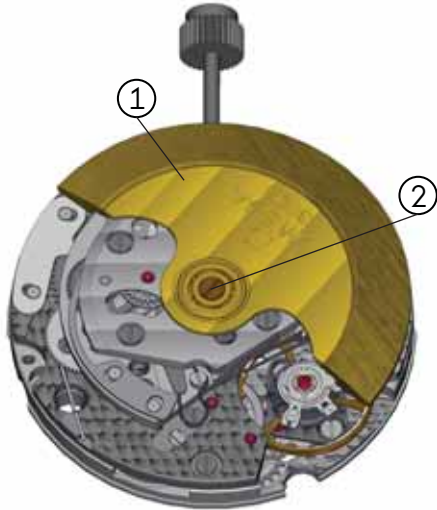
Movement holder	Oscillating weight	Screw for oscillating weight
Ref. 502 110 0221	①	②
	Ref. 2201018	Ref. 2841/1
		
	-----	

2.0 Pre-lubrication


















 Moebius SYNT-A-LUBE 9010

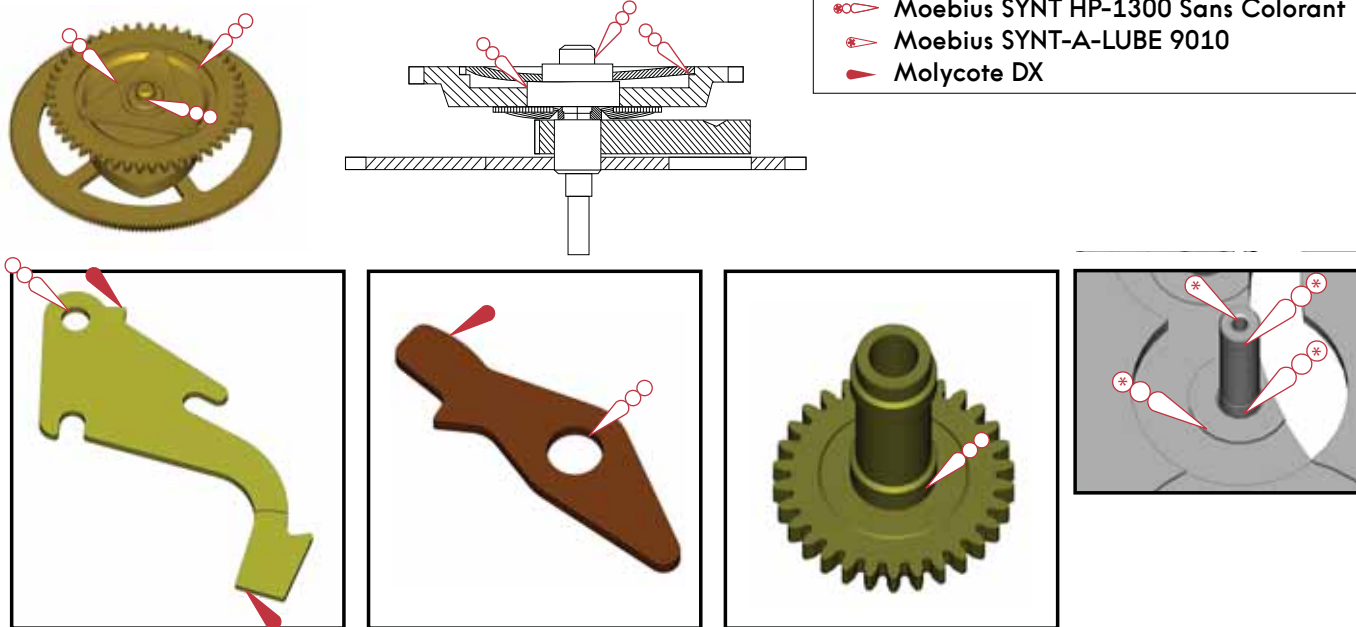
3.0 Order to assembly







1.0 Parts for assembling

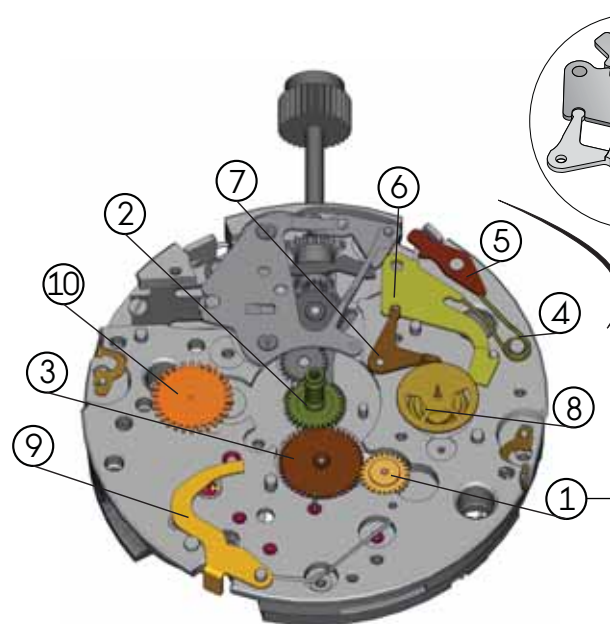
Movement holder	Driving cannon pinion	Free cannon pinion	Minute wheel	Hour hammer spring	Hour hammer operating lever	Hour hammer	Hour counter lock	Hour counting wheel	Date corrector yoke	Additional driving wheel for minute counter wheel
Ref. 502 110 0221	①	②	③	④	⑤	⑥	⑦	⑧	⑨	⑩
	Ref. 240	Ref. 243	Ref. 260	Ref. 8730	Ref. 8670	Ref. 8680	Ref. 8690	Ref. 8600	Ref. 53045	Ref. 32036
										
				-----	-----	-----	-----		-----	


2.0 Pre-lubrication





-  Moebius SYNT HP-1300 Sans Colorant
-  Moebius SYNT HP-1300 Sans Colorant
-  Moebius SYNT-A-LUBE 9010
-  Molycote DX

3.0 Order to assembly



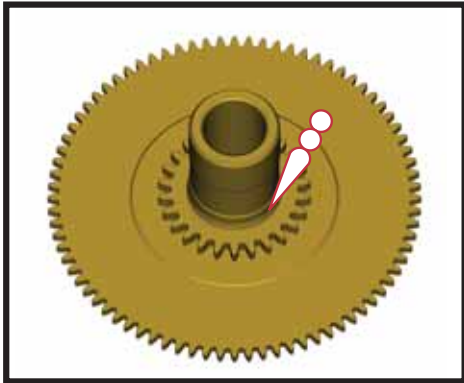
 * Driver cannon pinion:
See page 26 point 5.0.3

1.0 Parts for assembling

Movement holder	Double toothed hour wheel
Ref. 502 110 0221	⑩
	Ref. 33010
	
	

1.0 Pre-lubrication

 Moebius SYNT HP-1300 Sans Colorant



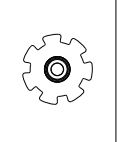
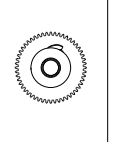

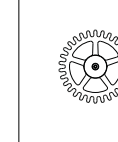
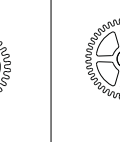
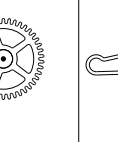
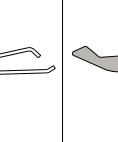











2.0 Order to assembly



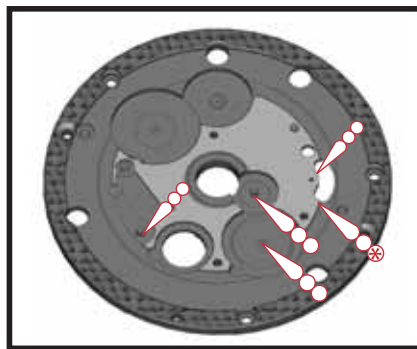
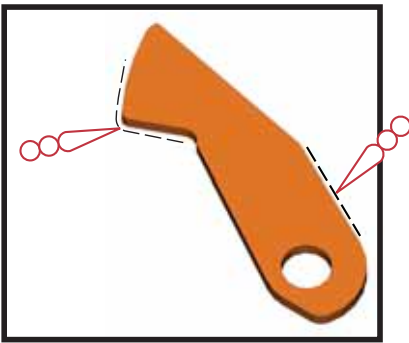
Fitting stages for calibre 3304 - Assembling of mechanism 5

1.0 Parts for assembling

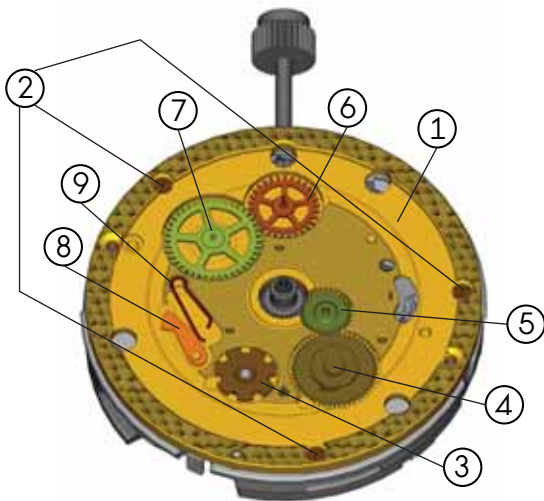
Movement holder	Calendar platform	Screw for calendar platform	Date corrector	Date indicator driving wheel	Date intermediate driving wheel	Additional minute-counting wheel	Minute counting intermediate wheel	Date jumper spring	Date jumper
Ref. 502 110 0221	①	②	③	④	⑤	⑥	⑦	⑧	⑨
	Ref. 13021	Ref. 3454/1	Ref. 53200	Ref. 33020	Ref. 3110116	Ref. 35020	Ref. 35014	Ref. 63030	Ref. 53080
									
									

1.0 Pre-lubrication

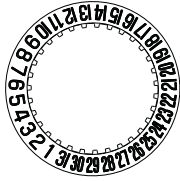
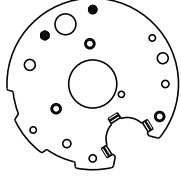


 Moebius SYNT HP-1300 Sans Colorant



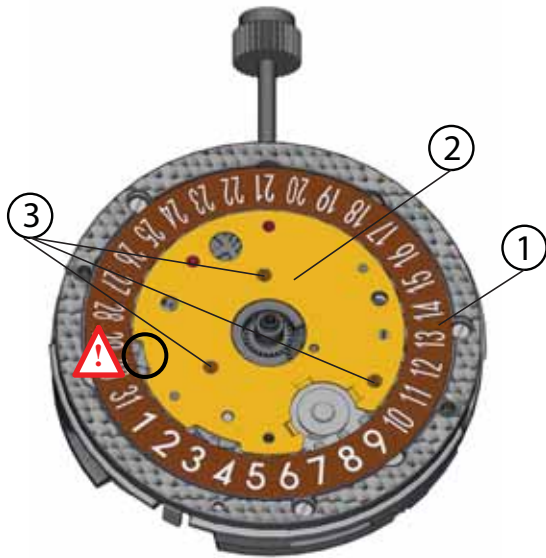
2.0 Order to assembly



1.0 Parts for assembling

Movement holder	Date indicator	Date mechanism maintaining plate	Screw for date mechanism maintaining plate
Ref. 502 110 0221	①	②	③
	Ref. 9144E30	Ref. 13101	Ref. 2550/1
			
	-----	-----	

2.0 Order to assembly

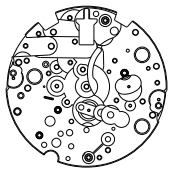

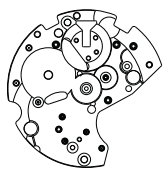

























After assembling of mechanism:





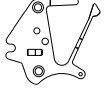








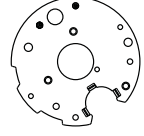

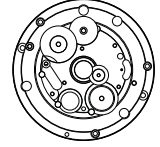










1. Lubricate the date jumper 53080.
2. Turn the date indicator about ten teeth with the quick date correction.
3. Lubricate the date jumper 53080 again.
4. Turn the date indicator about ten teeth with the quick date correction.





























Spare parts list for Calibre 3304

Main plate, pre-assembled	Version	Reference	Minute wheel	Version	Reference
	3304A	7223304A1002007		3304	7223888A31041
Barrel and train wheel bridge, pre-assembled	Version	Reference	Two piece regulator	Version	Reference
	3304A	7223304A1004018		3304A	7221150303/5
Balance bridge	Version	Reference	Regulator corrector	Version	Reference
	3304A	72211511214RB		3304A	7221150358
Pallet fork bridge	Version	Reference	Stud support Etachron	Version	Reference
	3304A	7221151125RB		3304A	7221150375
Dial fixer	Version	Reference	Winding stem	Version	Reference
	3304A	7221150144/1		3304A	7221150401
Centre tube	Version	Reference	Sliding pinion	Version	Reference
	3304A	7221150161		3304A	7221150407
Barrel complete	Version	Reference	Winding pinion	Version	Reference
	3304A	7221151182		3304A	7221150410
Barrel arbor	Version	Reference	Ratchet wheel	Version	Reference
	3304A	7221150195		3304A	7221150415
First wheel	Version	Reference	Crown wheel	Version	Reference
	3304A	7221150201/1		3304A	7221150420
Third wheel	Version	Reference	Crown wheel core	Version	Reference
	3304A	7221150210		3304A	7221150423
Second wheel, long lower pivot	Version	Reference	Click spring	Version	Reference
	3304A	7221150224		3304A	7221150434
Driver cannon pinion	Version	Reference	Yoke	Version	Reference
	3304A	7221150240		3304A	7221150435
Free cannon pinion	Version	Reference	Rocking bar	Version	Reference
	3304A	7221150243		3304A	7223304A51052

























Spare parts list for Calibre 3304

Yoke spring 	Version	Reference	Reverser spring 	Version	Reference
	3304A	7221150440		3304A	72211501428
Setting lever 	Version	Reference	Reduction wheel 	Version	Reference
	3304A	7221150443/1		3304A	72211501481
Setting lever jumper 	Version	Reference	Ratchet wheel driving wheel 	Version	Reference
	3304A	7221150445		3304A	72211501482
Setting wheel 	Version	Reference	Add driving wheel for minute counter wheel 	Version	Reference
	3304A	7221150450		3304A	7223888A32036
Intermediate setting wheel 	Version	Reference	Reversing wheel 	Version	Reference
	3304A	7223304A31101		3304A	72211501488
Date intermediate setting wheel 	Version	Reference	Ball bearing for oscillating weight 	Version	Reference
	3304A	7223304A3110116		3304A	72211501497
Escape wheel 	Version	Reference	Date mechanism maintaining plate 	Version	Reference
	3304A	7221150705		3304A	7223304A13101
Pallet fork 	Version	Reference	Calendar platform 	Version	Reference
	3304A	7221150710ET		3304A	7223304A13021
Timed annular balance complete, Etachron 	Version	Reference	Date indicator driving wheel 	Version	Reference
	3304A	7221150721ET		3304A	7223304A33020
Mainspring with sliding attachment 	Version	Reference	Double-toothed hour wheel 	Version	Reference
	3304A	7221150771		3304A	7223304A33010
Automatic bridge 	Version	Reference	Corrector yoke spring 	Version	Reference
	3304A	72211511142RB		3304A	7223304A63100
Oscillating weight, pre-assembled 	Version	Reference	Date corrector 	Version	Reference
	3304A	7223304A2201018		3304A	7223304A53200

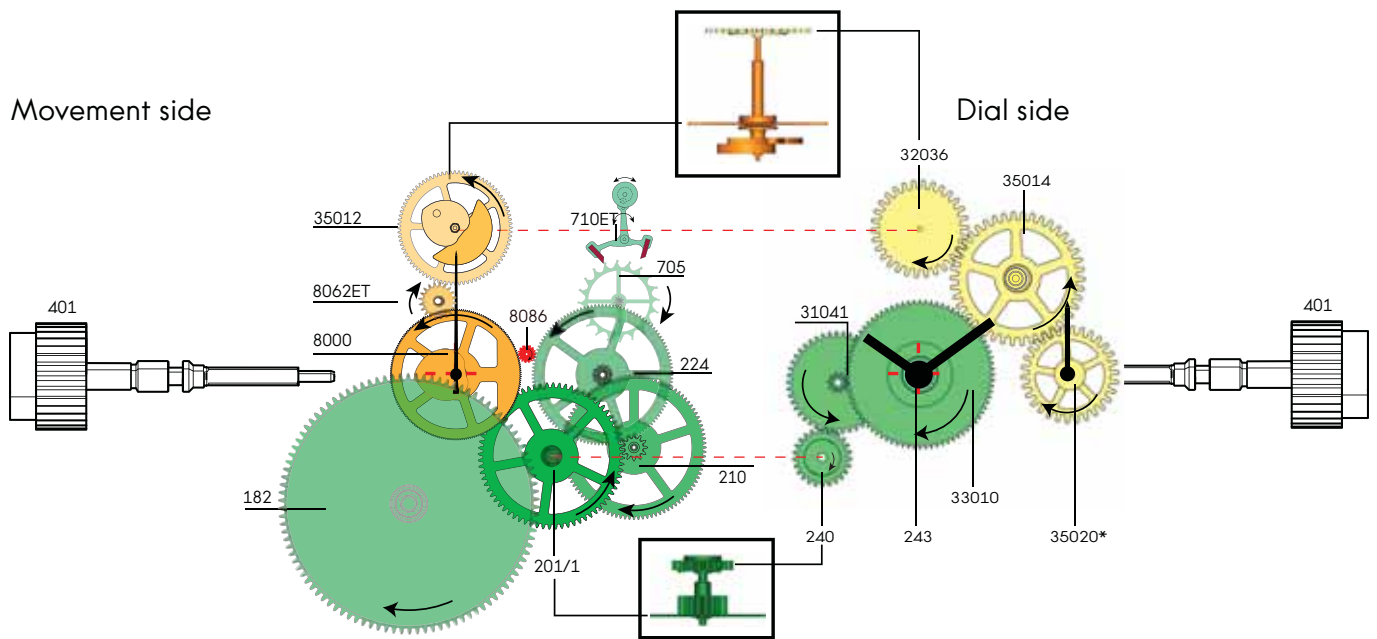
Spare parts list for Calibre 3304

Date jumper spring 	Version	Reference	Fly-back yoke 	Version	Reference
	3304A	7223304A63030		3304A	72211508180
Date jumper 	Version	Reference	Fly-back lever stud 	Version	Reference
	3304A	7223304A53080		3304A	72211508182
Date corrector yoke 	Version	Reference	Lock, 2 functions 	Version	Reference
	3304A	7223304A53045		3304A	72211548200ET
Jewelled shock-absorber for balance, top 	Version	Reference	Hammer, 2 functions 	Version	Reference
	3304A	72211503004		3304A	72211508220
Jewelled shock-absorber for balance, bottom 	Version	Reference	Minute counter jumper 	Version	Reference
	3304A	72211503005		3304A	72211508270
Chronograph wheel 	Version	Reference	Chronograph wheel friction 	Version	Reference
	3304A	72211508000		3304A	72211508290
Minute-counting wheel 	Version	Reference	Clutch spring, 2 functions 	Version	Reference
	3304A	7223304A35012		3304A	72211508320
Minute counter driving wheel, 30min 	Version	Reference	Operating lever spring, 2 functions 	Version	Reference
	3304A	72211548062ET		3304A	72211508335
Minute counting intermediate wheel 	Version	Reference	Hammer spring, 2 functions 	Version	Reference
	3304A	7223304A35014		3304A	72211508350
Additional minute-counting wheel 	Version	Reference	Hammer came jumper 	Version	Reference
	3304A	7223304A35020		3304A	72211508356
Clutch, 2 functions 	Version	Reference	Clutch banking eccentric 	Version	Reference
	3304A	72211508079		3304A	72211508401
Oscillant pinion 	Version	Reference	Minute counter jumper eccentric 	Version	Reference
	3304A	72211508086		3304A	72211508407
Operating lever, 2 functions 	Version	Reference	Chronograph bridge 	Version	Reference
	3304A	72211508140		3304A	72211518500
Chronograph cam 	Version	Reference	Hour counting wheel 	Version	Reference
	3304A	72211508171		3304A	7221150B8600

Spare parts list for Calibre 3304

Switch	Version	Reference	Screw for corrector yoke spring	Version	Reference
	3304A	72211508660		3304A	72200003454/1
Hour hammer operating lever	Version	Reference	Screw for ratchet wheel	Version	Reference
	3304A	7221150B8670		3304A	72200003454/1
Hour hammer	Version	Reference	Screw for crown wheel core	Version	Reference
	3304A	7221150B8680		3304A	72200003454/1
Hour counter lock	Version	Reference	Screw for yoke spring	Version	Reference
	3304A	7221150B8690		3304A	72200003454/1
Hour hammer spring	Version	Reference	Screw for calendar plate form	Version	Reference
	3304A	72211508730		3304A	72200003454/1
Stop lever	Version	Reference	Screw for operating lever	Version	Reference
	3304A	72211509433		3304A	72200003455/1
Date indicator	Version	Reference	Screw for chronograph cam	Version	Reference
	3304A	7223304A9144E30		3304A	72200003455/1
Screw for date mechanism maintaining plate	Version	Reference	Screw for balance bridge	Version	Reference
	3304A	72200002550/1		3304A	72200003457/1
Screw for setting lever jumper	Version	Reference			
	3304A	72200002551/1			
Screw for oscillating weight	Version	Reference			
	3304A	72200002841/1			
Screw for barrel and train wheel bridge	Version	Reference			
	3304A	72200003453/1			
Screw for pallet bridge	Version	Reference			
	3304A	72200003453/1			
Screw for bridge for automatic device	Version	Reference			
	3304A	72200003453/1			
Screw for lock	Version	Reference			
	3304A	72200003453/1			
Screw for minute counter jumper	Version	Reference			
	3304A	72200003453/1			
Screw for chronograph wheel	Version	Reference			
	3304A	72200003453/1			

1.0 Functioning system of movement



Chronograph system

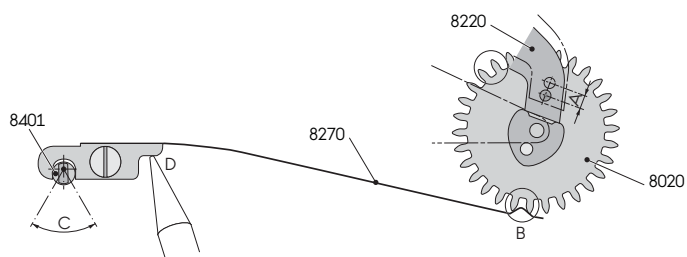
- Minute counter
- Second counter
-

Basic movement; Gear train

- Hours, minutes and seconds display

References	Descriptions of wheels with hands
224	Second wheel
243	Cannon pinion
8000	Chronograph wheel 60S, 30 minutes
35020**	Additional minute-counting wheel
35030**	Hour counting wheel

2.0 Chronograph setting



Control and adjustment of the minute counting-wheel

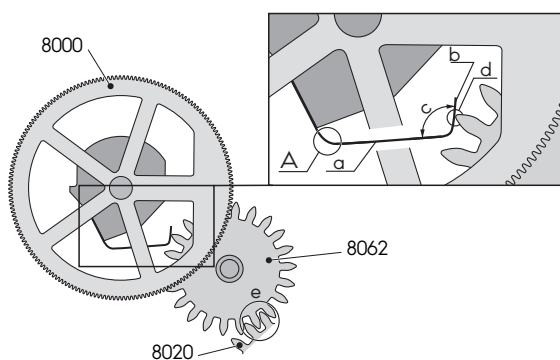
Set the teeth penetration according to the figure below using the eccentric (8401).

Check (after setting) on a complete revolution of the chronograph wheel (35010).

The control and adjustment of the minute counting-wheel position is made in chronological order as explained on the following lines:

- A. Move the hammer (8220) backwards...
- B. ...and control the synchronization of the position of the minute counter jumper (8270) with the minute counting-wheel (8020).
- C. If the minute counting-wheel moves left or right when moving back the hammer, the position of the eccentric must be modified.
- D. The minute counter jumper must have contact with the bridge to assure the correct tension.

3.0 Control and adjustment of the position of the chronograph wheel finger



- a. Control that the long part of the finger is absolutely straight. If not, the finger shape must be modified with a small tweezers.
- b. Control that the finger impulse face is straight as well.
- c. Control that the angle of the finger is between 90 - 100 degree.
- d. The penetration of the finger with the driving wheel (8062) can be adjusted in point A. It should not be deeper than the catch up of the minute counting-wheel and the driving wheel gear (point e).

4.0 Chronograph wheel gearing setting with oscillating pinion

- 4.1 The gear penetration between the oscillating pinion (8086) and the chronograph wheel (8000) must be $\frac{1}{3}$ of the length of the chronograph teeth.

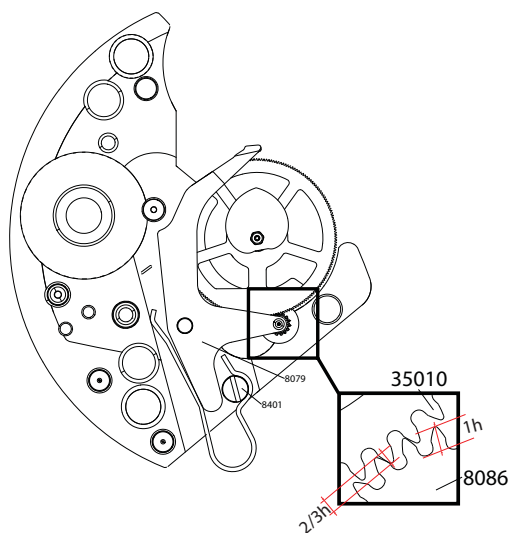
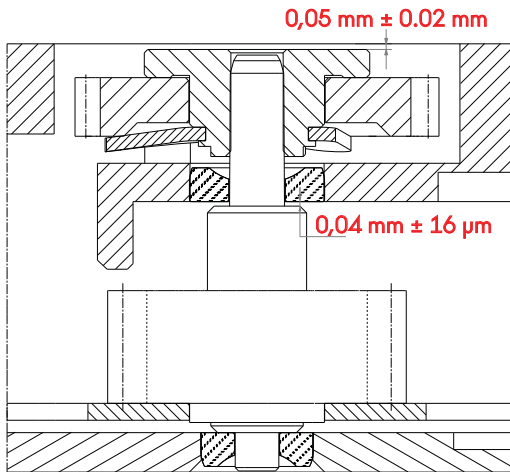


Fig. 5.0



5.0 Driver cannon pinion assembly and disassembly

5.0.1 Driving cannon pinion assembly Ref. 240

Once fitted, check the play of the first wheel.

5.0.2 Driving cannon pinion disassembly Ref. 240

Remove driving cannon pinion assembly gently using levers for removing hairspring collets ref. 5022500011.

5.0.3 Driving cannon pinion obligatory exchange Ref. 240

Considering that it is not possible to lubricate the driving cannon pinion at CS, it is obligatory to exchange systematically the parts.

6.0 Additional driving wheel for minute counter wheel assembly and disassembly

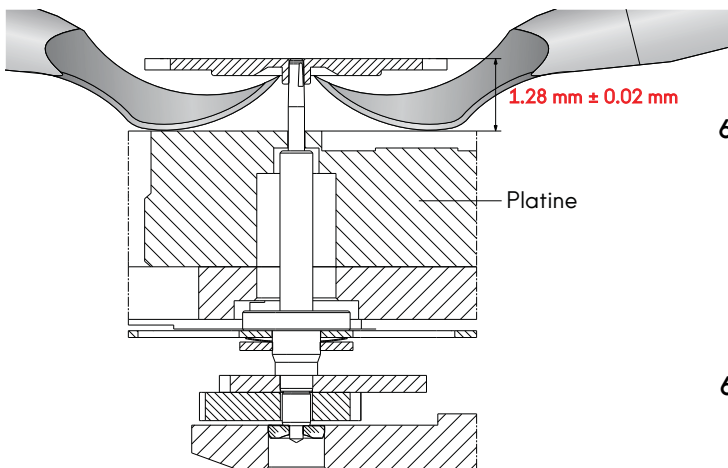
6.0.1 Minute counter additional driving wheel assembly Ref. 32036

Having fitted the additional driving wheel in place, please check the play of the minute counter wheel. The minute counter wheel jewel must be supported during pressing.

6.0.2 Minute counter additional driving wheel disassembly Ref. 32036

Remove the additional driving wheel gently using levers for removing hairspring collets ref. 5022500011.

When the additional driving wheel is removed, replace it systematically with a new one to ensure it is held firmly on the staff.




7.0 Runners for hand setting and hand setting force






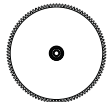


Description	Movement holder for hand setting	No. of runners for hand setting	Minimum force (N)	Maximum force (N)	Support (jewel)
Hour hand	507 0018	6	10	40	non
Minute hand		2	10	40	non
Second hand		2	10	30	non
Hand for chrono second		1	30	50	oui
Hand for hour counter		1	10	20	non
Hand for minute counter		1	10	20	non

8.0 Epilam coating

8.1 Partial epilame coating

Description	Reference	
Pallet fork **	710ET	

8.2 Components that should not be epilam-treated after cleaning

Description	Reference	
Balance fitted on balance bridge	721ET + 1214RB	
Balance complete	721ET	
Jewelled shock-absorber, top *	3004	
Jewelled shock-absorber, bottom *	3005	
Pallet bridge	125RB	
Barrel complete***	182	
Slipping mainspring	771	
Reversing wheel	1488	

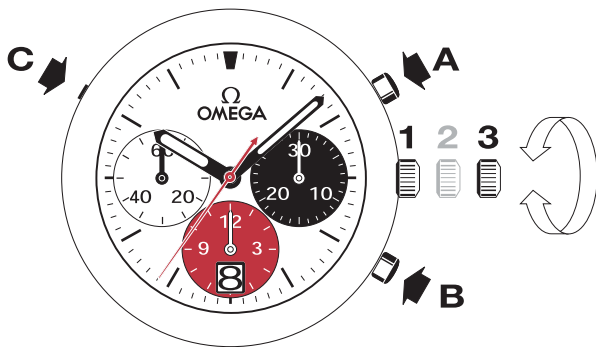
* Do not treat the shock-absorber settings with epilam; the cap jewels should however be treated.

** Pallet fork: Steep only the two gathering pallets in epilam.

*** Do not treat the complete barrel with epilam, only the drum, cover and arbour separately.

For additional information see Working Instructions No 27.

Fig. 10.0



9.0 Fonction winding stem

The crown has 3 positions:

1. **Normal position, wearing position: the crown ensures that the watch is water-resistant.**
2. **Time setting: hours-minutes-seconds:** Pull the crown out to position 3, the second hand will stop. Turn the crown forwards or backwards. Synchronise the seconds by pushing the crown back to position 1 to coincide with a given time signal.

Chronograph functions:

Pusher A: start-stop, start-stop etc.

Timing to 1/8 of a second for up to 12 hours or up to 7 days.

Pusher B: Reset (after a stop)

Description

A: Start/Stop

B: Reset to zero (only after stopping)

C: Date corrector

Note: Time setting can only be done after the chronograph has been stopped. Never push the chronograph's two pushers (A and B) simultaneously.

Correcting the date: press the corrector at 10 o'clock.

NB: correction not possible between 20.30 p.m. and 1 a.m.

10.0 Technical data

10.1 Winding time on Cyclotest (4 rpm)

Complete winding takes 6 hours 20 minutes (movement stopped before the winding, stem in position 3).

10.2 Instantaneous rate

10.2.1 Control of instantaneous rate

Please consult Working Instructions 5 and 28 for instructions and tolerances.